

PROFINISHER 603



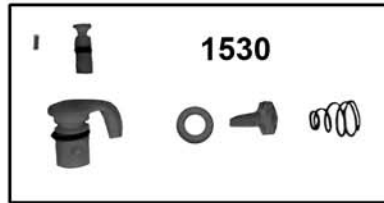
1528



1529



1515



1530



1552



1541R



1320



1810-1NS



1321-CW



1524




1521



1523S



1810



1543



1820-P



1519-6



800



1320-1



1712-2NS



1342-1



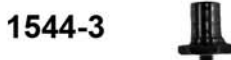
1712-1NS



1542



5103



1544-3



1520

*(line on hub)